




Integrations

Simplify and streamline cohort learning in your broader training portfolio.

NovoEd integrates social, collaborative, and cohort based learning experiences with your tech stack so you can continue using your existing learning technologies and content.



Leverage long-form, highly engaging learner experiences designed to supplement and replace high-value in-person learning.

NovoEd provides integrations to enable customers to manage their learning operations at scale:



SSO
Authentication



LMS/LXP



Calendar Events



Live Events



Content



Developer
APIs



Commerce



CRM



LTI
Support

SSO Authentication



Integrate with corporate authentication systems with SAML 2.0 support.



Common identity providers our customers have used for SSO integration with NovoEd include:

- Active Directory Federation Services (ADFS) - Microsoft
- Auth0
- Azure Active Directory - Microsoft
- Okta
- PingFederate - Ping Identity

LMS/LXP Enrollment & Completions



Connect to and exchange data with your systems of record and discovery with pre-built integrations and AICC support:

PURPOSE

- **Scalable and flexible** alternative to AICC
- **Support use case** where learner is enrolled directly in NovoEd or starts from LMS/LXP

ROADMAP

- API-based integrations
- Sync courses, enrollments, and completions
- Enrollment workflow to allow LMS to be source of truth for closed enrollment courses in NovoEd
- Specific capabilities built to the capabilities of LMS APIs

LMS serves as the system of record to track enrollments and completions. LMS or LXP is optionally a place of discovery or assignment for entrance into NovoEd learning experiences.

Learning happens on NovoEd, completions are pushed to LMS

NovoEd supports self enrollment, manual admin enrollment, and programatic enrollment through supported LMS systems. NovoEd can query supported LMS systems for entitlements and enrollment information.

Sync Courses for Discovery

Learner enters NovoEd course

Check LMS enrollment for closed-enrollment courses

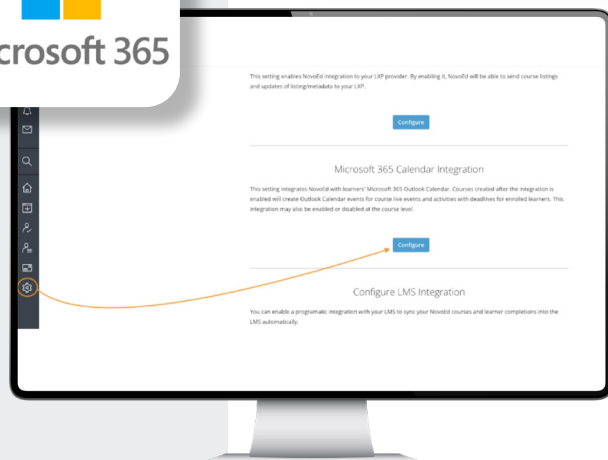
Sync Enrollments

Push Completions

Calendar Events



Connect NovoEd with a Microsoft account to automatically create Outlook, Microsoft Teams, and other calendar invitations for enrolled learners.



- **Tailor level of communication for each course** by enabling or disabling the calendar integration.
- **Learners stay up to date on important program tasks and events** with invitations for live events and course activities with deadlines.
- **Calendar events provide learners with important information including links** to join the live events or quick access to assignments directly from their calendars.

Live Events

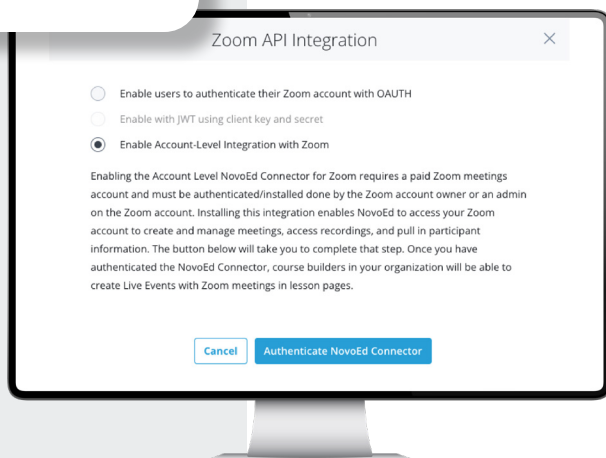


Incorporate live events with native video conference integrations.



ZOOM

The Zoom Integration enables admins to automatically create Zoom Meetings for live events, register users to the meeting, track attendance, and upload the recording to lesson pages.



NovoEd provides 2 types of Zoom integrations:
JSON Web Tokens (JWT) or user-level OAuth authentication
(must select one)

Feature/Requirement	Account Level Permission (JWT)	User Level Permissions (OAuth)
<i>Account Level Permissions Needed</i>	One-time permission granted by a Zoom admin on your account at the time of org enablement	None needed. Each user account is automatically validated the first time they set up a live event.
<i>Course Builder Permissions Needed</i>	None needed, granted at the account level.	Each course builder must permit the use of their account when they set up their first live event. All future events for that course use those permissions.
<i>Learner Attendance Tracked</i>	Attendance and Duration Tracked	Attendance Tracked
<i>Recordings Imported</i>	Imported within 24 hours after meeting completion.	Imported within 24 hours after meeting completion.

* A Pro Zoom or higher (not free) account must still be used for the integration. The Zoom user does not need to be an admin on the Zoom account.



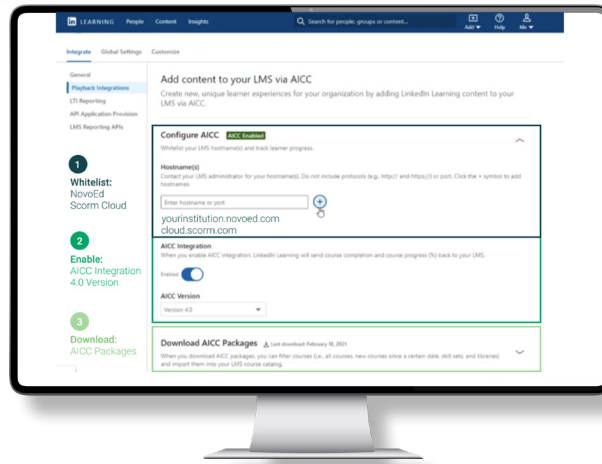
MICROSOFT TEAMS

Once a course builder has authenticated their Microsoft 365 Account, they can create a Teams Meeting for a live event. The creator will always be the meeting organizer. Enrolled users with TA or Instructor permissions will be added as Presenters and all other enrolled users will be added as attendees.

Content



NovoEd is content neutral and supports a variety of content sources to enable rich and varied learning experiences.







- **SCORM** – Native SCORM package support to play packages and track analytics. Includes support for content created and exported from Adobe Captivate, Articulate Storyline, and other popular interactive content creation tools.
- **Microlearning Libraries & Third Parties** – Embed content from microlearning libraries such as Grovo and LinkedIn Learning with AICC and iFrame support.
- **Files** – Upload and embed your files including documents, videos, audios, images, and slides.

Developer APIs



Integrate your systems with REST APIs for:

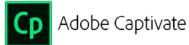
-  Enrollment Management: Course Listing, Registration, Completion
-  Org Level User Management
-  Org Level Analytics Data
-  Archiving User-Generated Content

Commerce



Manage paid enrollments with our Shopify integration.

- Support for selling courses through Shopify storefront.
- Each course must be manually listed on Shopify.
- Learners enrolled automatically on NovoEd after they pay for the offering on the storefront.



articulāte



BY CORNERSTONE





Automatically sync NovoEd courses and enrollments into Salesforce.



List your NovoEd courses in your Salesforce CRM.



Sync user enrollment and completion status into your Salesforce CRM.



Build custom processes or data analytics based on user enrollments and completion status in different offerings.

LTI SUPPORT



Enable third-party integrations with LTI 1.1 support.

You can include LTI tools into your lesson pages.

When creating a new external tool, make sure that the URL you include starts with `https://`.
(As a secure site, we use `HTTPS` so all connections within our site must also be `HTTPS`.)

You will need the following from your LTI provider:

• Website URL • Consumer Key • Consumer Secret